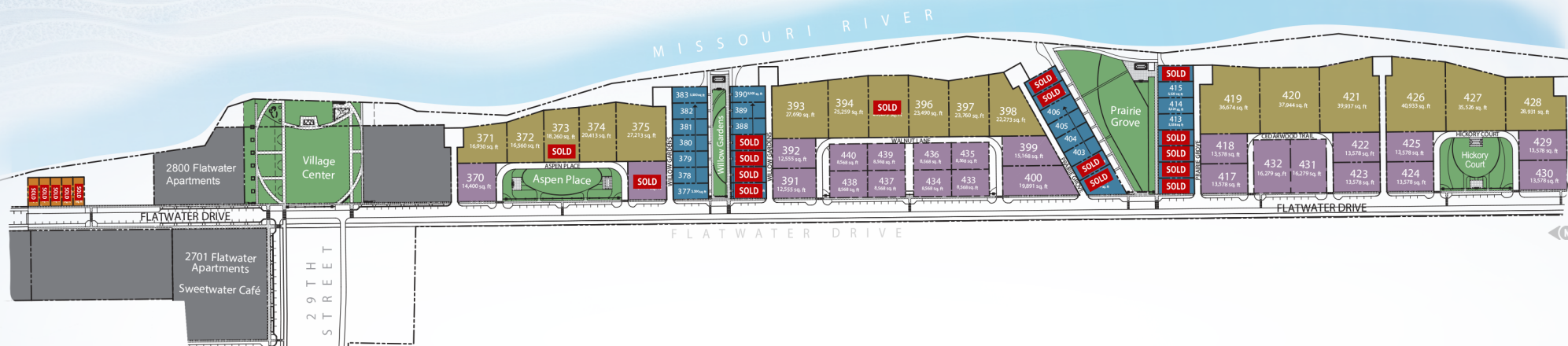


# FLATWATER



## CROSSING

## PHASE ONE LOTS FOR SALE!



Developed by:





[FlatwaterCrossing.com](http://FlatwaterCrossing.com)

### PHASE ONE LOTS FOR SALE



#### FRONT-LOADED

LOT TYPE.....AVERAGE DIMENSIONS..... PRICE RANGE



-  Riverfront Estate Lots ....110'-186' x 166'-209'... \$92,000 - \$165,000  
(Back Onto Open Space)
-  Townhouses

#### ALLEY-LOADED

LOT TYPE.....AVERAGE DIMENSIONS..... PRICE RANGE

-  Estate Lots .....120'-196' x 93'-120' .... \$39,000 - \$69,000
-  Cottage Homes .....50' x 110'..... \$32,000  
(Pocket Neighborhood)

#### COMMUNITY & COMMERCIAL

-  Greenspaces
-  Commercial

For Lot Information:



**PAT  
WOJCIC**

Licensed in IA, NE, SD

**712.251.0983**

[pwojick@hochunkcapital.com](mailto:pwojick@hochunkcapital.com)

